

# ReVent®



with **SheetLock®**  
INSTALLS IN HALF THE TIME





Bright 4K LED lighting illuminates your room similar to natural lighting.

The Humidity Sensing control turns on the fan when humidity is present and off when the room is dry, while the shield adds a subtle designer look to any room.

Bright White LED, High Airflow, Low Sound.

### Adjustable LED lighting

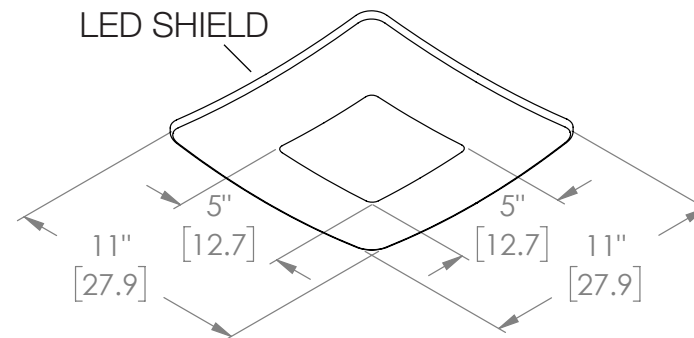
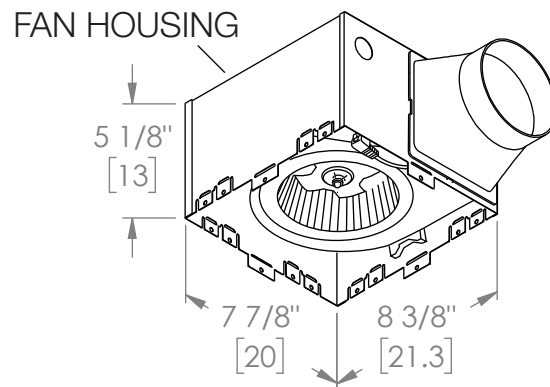
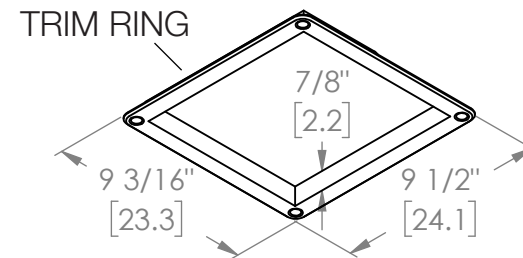
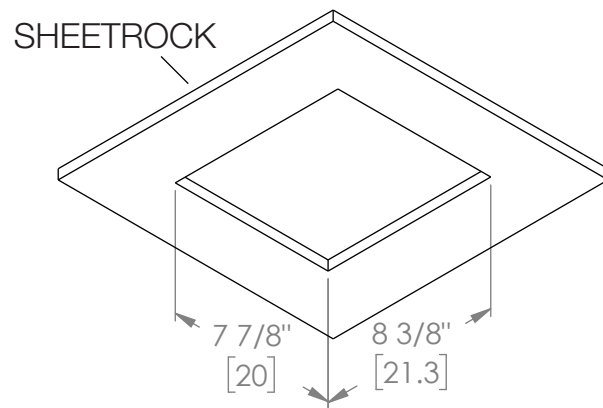
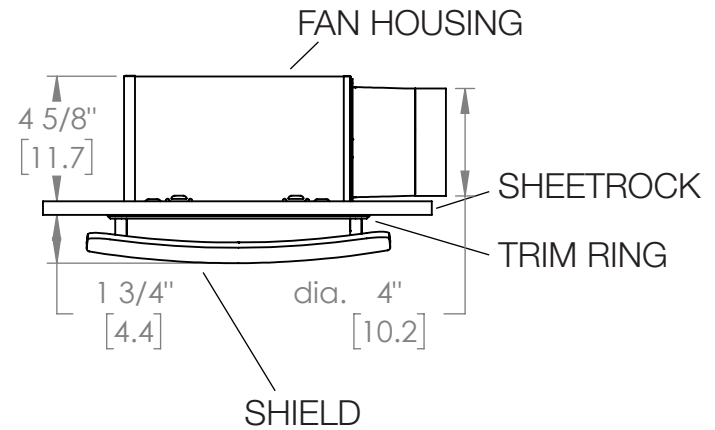


MODEL	CFM	SONE	LUMENS	SELECTABLE COLOR TEMP				
RVLH50	50	0.3	1000*	2700, 4000, or 5000 K		✓	✓	✓
RVLH70	70	0.7	1000*	2700, 4000, or 5000 K	✓	✓	✓	✓
RVLH80	80	0.8	1000*	2700, 4000, or 5000 K	✓	✓	✓	✓
RVLH90	90	0.7	1000*	2700, 4000, or 5000 K	✓	✓	✓	✓
RVLH110	110	1.3	1000*	2700, 4000, or 5000 K	✓	✓	✓	✓
RVLH130	130	1.0	1000*	2700, 4000, or 5000 K	✓	✓	✓	✓
RVLH150	150	1.0	1000*	2700, 4000, or 5000 K	✓	✓	✓	✓

\*900 lumens when set to 2700K

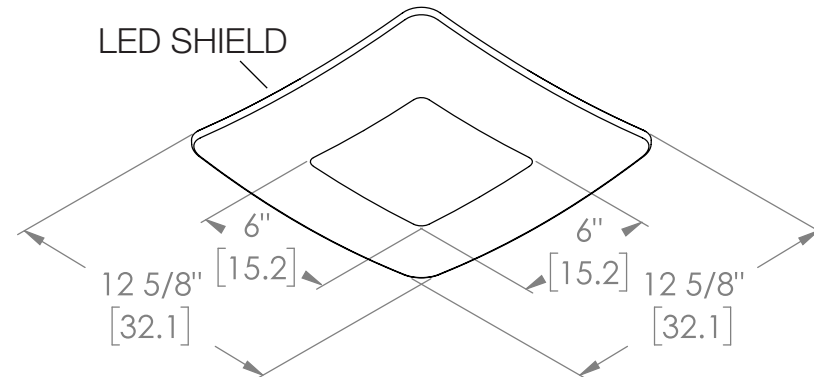
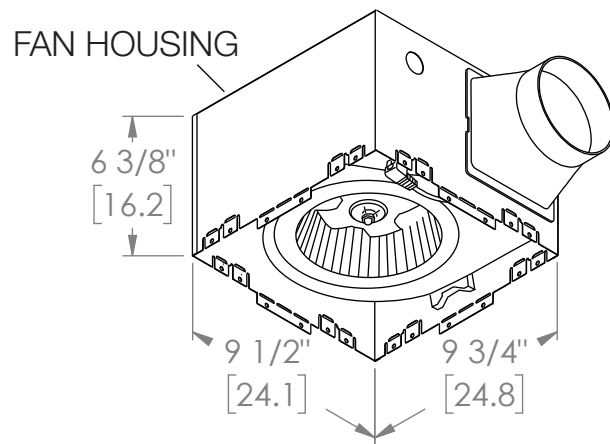
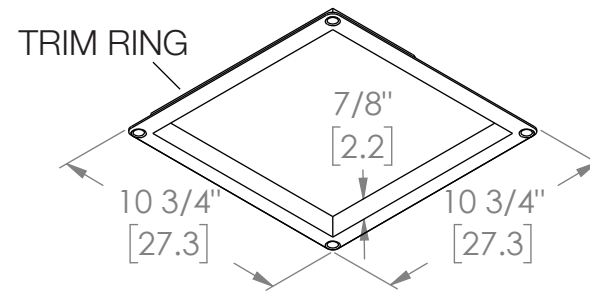
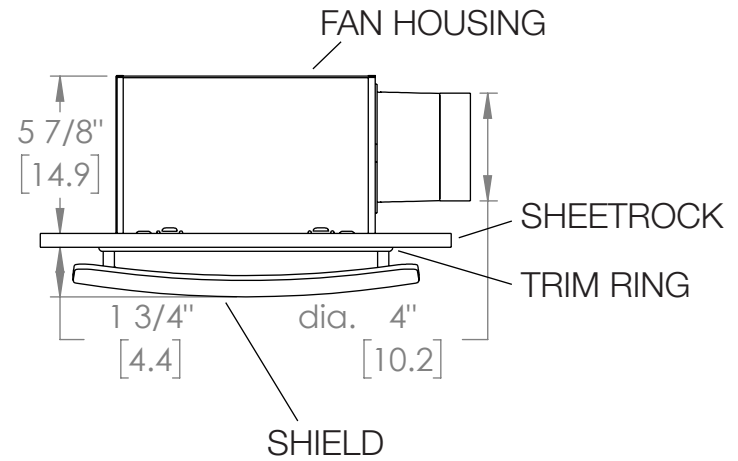
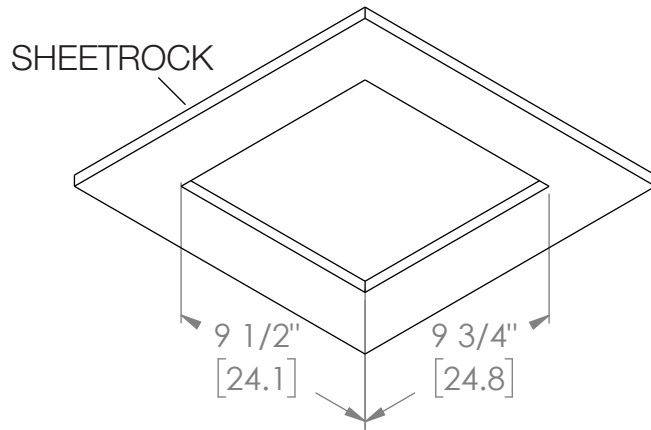
# ReVent®

## DETAILED DIMENSIONS 50/70/80 CFM MODELS



# ReVent®

## DETAILED DIMENSIONS 90/110 CFM MODELS



# ReVent®

## DETAILED DIMENSIONS 130/150 CFM MODELS

