

## Performance Specifications

### FS-3300



Fan Control

### FS-3325

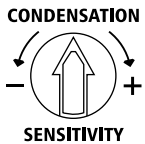


Fan and Light Control

The condensation that forms on a bathroom surface is as dependent on temperature as it is on humidity. A temperature range of 50°F to 80°F will allow condensation to form with a humidity range of 30% RH to 60% RH. ReVent control's key feature is early moisture detection.

### Advanced Humidity and Condensation Performance with Drying Mode

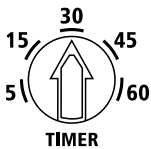
Watching humidity rise and temperature change gives the ReVent control the information it needs to turn on the ventilation fan early in the beginning stages of moisture accumulation, providing the best means of maintaining a dry bathroom and saving energy. In addition to turning on the ventilation fan, ReVent control allows the fan to run until it sees that humidity/condensation has returned to prior levels before turning the fan off.



### Condensation Sensitivity

The minus sign is low moisture sensitivity and the plus sign is high sensitivity; the dial can be set anywhere in between. In a very moist environment, lower sensitivity may be needed to avoid excessive fan run-time. In a very dry environment, higher sensitivity may be needed for the sensor to detect moisture. When ReVent control senses condensation, the blue LED will pulse slowly.

**Setting Sensitivity:** The factory setting on the moisture sensitivity dial is the noon position. If you feel the factory setting is too slow in turning on your fan, turn the dial to the right one hour at a time. Or, if you feel the factory setting turns your fan on too quickly, turn the dial to the left one hour at a time until the desired sensitivity level is reached.



### Countdown Timer

When the fan is turned ON manually, the countdown timer will run your fan for your selected period of time (5-60 minutes), then turn your fan OFF.

### Manual On/Off

Press the "Fan ON/OFF" button once to manually turn fan ON, and again to turn fan OFF.

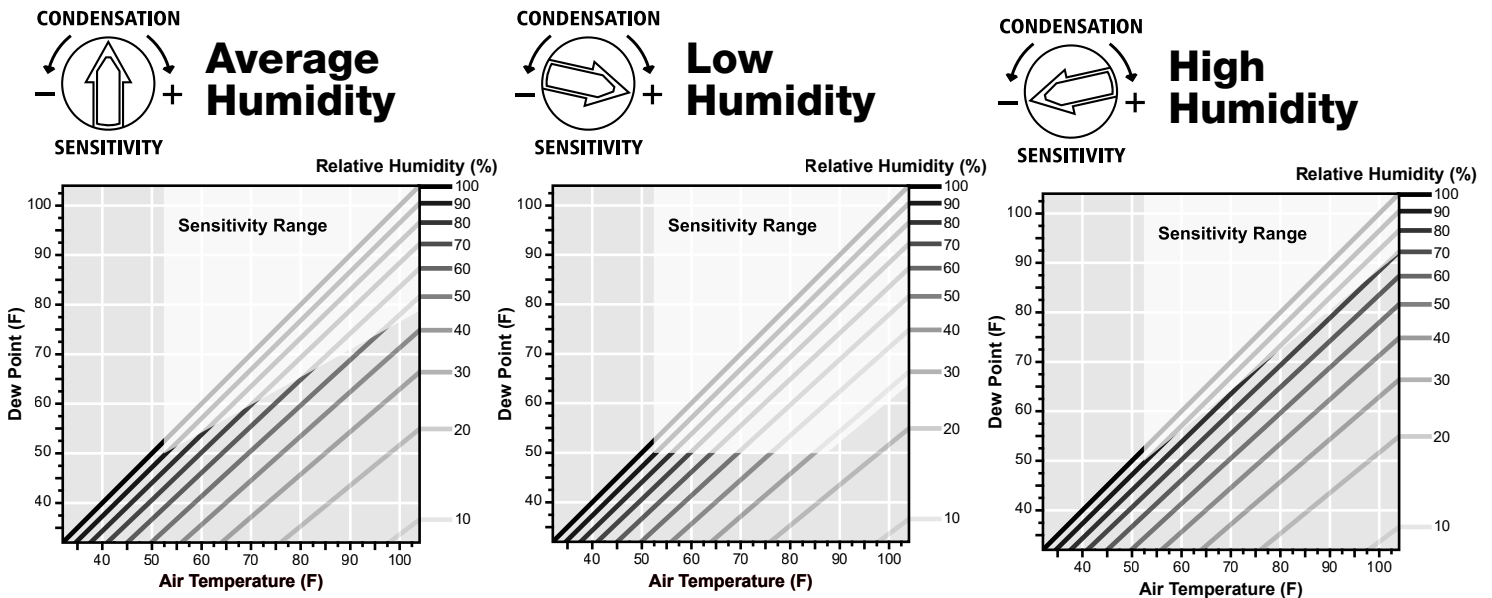
Specification	FS-3300
Color Options	White or Light Almond
Electrical Input	120 volts AC @ 60Hz
Dry Contact Switching	24 volts AC input/output
Maximum Fan Load	6 Amps
Connections (4-Wire)	#14 or #12 copper wire

Specification	FS-3325
Color Options	White or Light Almond
Electrical Input	120 volts @ 60Hz
Maximum Fan Load	6 Amps
Connections (5-Wire)	#14 or #12 copper wire
Max. Fluorescent Light Load	400 watt
Max. Incandescent Light Load	600 watt
Max. LED/CFL Load	150 watt

## Performance Specifications

### Energy Savings

In addition to being a humidity and condensation control switch, ReVent control is equipped with an adjustable countdown timer which can be set for 5-60 minutes. The countdown time is activated when the manual button is pressed and deactivated when the manual button is pressed again. Exhausting air for smell typically only takes a few minutes in a bathroom. When the fan is used manually and a timer is set for 30-minute timed shut-off, expensive heated or cooled air is lost unnecessarily. ReVent control's consistent management of the fan, combined with an adjustable manual timer, optimizes the amount of electricity used to run the fan and heated/cooled air in the home, while providing essential moisture control to resist mold and mildew.



ReVent control is set at the factory to the most common setting. The sensitivity range on the chart shows at which point the control will turn ON the fan or ventilation system.

Setting ReVent control to its most sensitive setting covers the widest range of humidity. This is a setting for dryer climates and/or larger rooms.

The least sensitive setting is used in hotter and more humid climates.

### ReVent® Fan Control

ReVent control is an in-wall fan control that adds intelligent moisture detection to any fan or ventilation system. ReVent control senses condensation levels in the air, turns ON the fan or ventilation system, and runs it until the room is back down to a safe moisture level. ReVent control has adjustable settings for manual timer use and condensation sensitivity. The capability to adjust the sensitivity level on the ReVent control enables the end user to truly tailor the fan or ventilation system to any environment regardless of room size, climate, or season. Combining ReVent control's adjustability features with an advanced system that actively monitors past and present temperature and humidity levels. ReVent controls adapt to your environment, ensuring the fan or ventilation system is ON the moment condensation is detected, and OFF as soon as it's no longer necessary.



## Performance Specifications

### ReVent® helps meet CalGreen and Title 24

Title 24 and CalGreen standards require a bathroom control to regulate the fan to turn ON and OFF within a given range of humidity of 50-80%. ReVent control allows you to set the switch to meet these standards and more. The standards appear simple, but the market today does not provide many options. The options that do exist do not reflect modern tastes in aesthetics, and more importantly they are primitive in their capability (such as RH Only Switches). Climates are dynamic, and humidity changes naturally throughout the day and over the seasons of the year. The idea of having just one RH humidity setting to cover that range is neither possible nor practical. ReVent control does control humidity levels, but our patented technology sets us apart by adapting to your current environment and reacting to changes in humidity and temperature levels in the room, turning the fan ON at the right time, and then running the fan until the room is dry. ReVent control not only detects RH (relative humidity ranges of 30-100%), it detects dew point, which is the real indication of harmful condensation and moisture. ReVent control also tracks long term changes in temperature and humidity, and returns your room back to normal levels after eliminating excess condensation created by activities such as showering.

### How ReVent® Control Works

Adjustment is simple. Turn ReVent control ON and, while ON, turn the adjustment dial until the blue LED begins to blink slowly. The blinking indicates that the dew point and humidity range in the room has been detected by the control. Next, move the dial until the blinking stops, then just a little further to allow for the perfect setting. This simple way of calibrating ReVent control to your room's climate provides the perfect setting for rooms large or small, humid or dry. Now ReVent control will detect condensation increases and automatically turn ON your fan or ventilation system until the room is dry. ReVent controls can be used in all moisture areas of a home: Bathroom/Spa/Laundry/Basement.

### Warm Summer Days

As the summer days in a coastal or lakeside region warm into the 80's, the humidity level increases as well. An 86°F day at 80% humidity is 6° too warm for dew to form, yet a humidistat set for 80% humidity would run constantly under these conditions. The relative humidity on any given July day for Miami, Florida is 81%. So much for comfort and cost savings when a manual system keeps dragging the muggy air through your home – all day long! The solution for the manual system is to crank the setting up towards 100%. ReVent control sees the same humidity, yet adjusts for the high temperature automatically.

### Cool Summer Evenings

In a cool morning bathroom, the mist caused by that morning shower may not exceed 70% humidity, yet any cool surface – say, 68°F – that is brushed by 94°F fog from the shower will be drenched in sweat (think of a cold can on a warm day). The dew point for the above condition is 64°. A manual system would need to be set to 70% or lower to react. ReVent control corrects for this situation automatically.

### Humidistat Switch Downfall

Imagine having to adjust a manual system, manually, every single morning, every single evening, and to remember to forecast the day's weather – rain showers and an open window can send a manually fixed system into full-run operation even though the walls are dry – or – were dry! The air you're bringing in through that open window isn't going to help the situation.